

MANUAL

ANCHOR LOOP

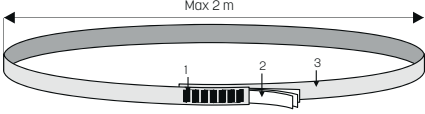
ELSF-AL100-XX



NOTIFIED BODY FOR EU TYPE EXAMINATION AND PRODUCTION CONTROL:

APAVE SUDUROPE SAS (0082) 8 rue Jean Jacques Vernazza - Z.A.C. Saumaty-Séon - CS 60193 - 13322 MARSEILLE CEDEX 16.

The anchor device is classed as a personal protective Equipment (PPE) by the European Regulation 2016/425 and has been shown to comply with this Regulation through the European Standard EN795:2012/B.
Material of the webbing: Nylon ; the width of the webbing: 25mm; the length of the anchor device is from 60cm-150cm.




NOMENCLATURE OF PARTS


ELLERsafe: Manufacturer name

- sewing
- identify label
- textile webbing

Type: Ankerlius
Model: AL100-060
Length: 60cm
Strength: 22kn
Mfg.Date: 2024.01



CE 1019



- name (type) of the device
- trade mark
- reference number*
- device lenght
- European standards (number/year/class)
- number of the manufacturing series
- caution: read the manual
- date of next inspection
- minimum strength tested according EN 566
- CE marking and number of a notified body controlling manufacturing of the equipmen
- month/year of manufacture
- number of people can use device
- marking of the manufacturer or distributor

CAREFULLY READ THESE INSTRUCTIONS BEFORE USING THIS HARNESS

WARNING

This product is designed to provide protection against the danger of falling from heights.

This anchor device is application in fall arrest system.

INSTALLATION:

Select a location on a suitable strength anchorage that will provide the best safety to the user. The structure to which the anchorage connector is attached must be free of corrosion, cracks, deformities, or other defects that may weaken the structure. Do not attach an anchorage connector to a vertical structure.

USING THE WEBBING SLING CONNECTOR AS THE ANCHORAGE DEVICE (EN 795)

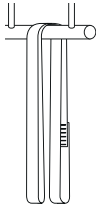
Put the sling around a construction element (structural anchor point) e.g. a steel beam - drawing A.
Connect the sling endings with oval type snap hook - drawing B1, or put one ending of the sling through the second one - drawing B2.
Attach a fall arrest device (e.g. energy absorber with lanyard, guided type fall arrester or retractable type fall arrester) to the Webbing Sling Connector with oval type snap hook - drawing C.

NOTICE:

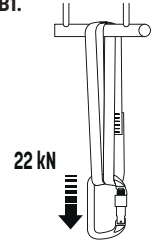
When the Webbing Sling Connector is used as a part of connecting-absorbing subsystem, the user has to be equipped with an energy absorber which limits maximum dynamic forces exerted on the user during the arrest of fall to a maximum of 6 kN.

ATTENTION: USE ONLY A CERTIFIED (EN 362) SNAP HOOKS.

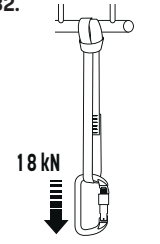
A.



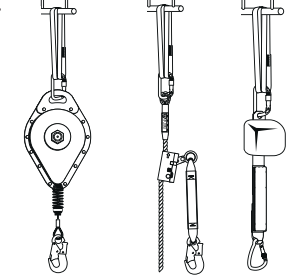
B1.

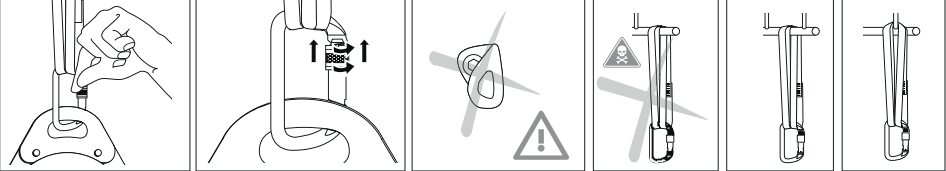


B2.



C.





WARNING

Immediately retire the devices if:

- it fails to pass inspection,
- it has been subjected to a major fall or load,
- you do not know its full usage history, - it is non-conforming to updated norms, not suitable or compatible to the present techniques,
- you have any doubts as to its integrity. To prevent future use, destroy retired equipment.

When suspect that the product is no more safely and reliable, please contact the manufacturer or the distributor.

MAINTENANCE AFTER USE

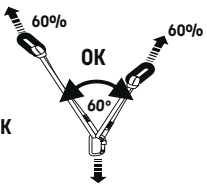
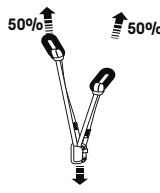
In case of minor soiling, wipe the anchor device with cotton cloth or soft brush. Do not use abrasive material. For intensive cleaning, wash the anchor device in water at temperature between 30°C to 60°C using a neutral detergent (pH±7).

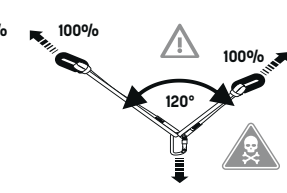
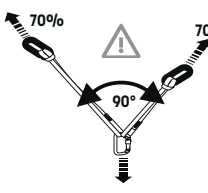
If the equipment becomes wet either from being in use or when due to cleaning, it shall be allowed to dry naturally and shall be kept away from heat.

Preferably store in a cool dry place packed in sealed polybags particularly away from damp environment, sharp edges, vibrations, ultra violet rays.

FORCE TRIANGLE

When increasing the angle in a force triangle it causes an increasing load applied to anchor points.
To avoid such effect use the sling of proper length.





Device must be inspected at least once every 12 months from the date of first use. Periodic inspections must only be carried out by a competent person who has the knowledge and training required for personal protective equipment periodic inspections. Depending upon the type and environment of work, inspections may be needed to be carried out more frequently than once every 12 months. Every periodic inspection must be recorded in the Identity Card of the equipment.

The maximum lifespan of load bearing textile equipment is 10 years from the date of manufacture.

Metallic equipment can be used without time limit on the condition periodic inspections are carried out timely.

The equipment maximum lifetime depends on the intensity of usage and the environment of usage. Using the device in rough environment, marine environment, contact with sharp edges, exposure to extreme temperatures or aggressive substances, etc. can lead to the withdrawal from use even after one use.

The device must be withdrawn from use immediately and destroyed when it has been used to arrest a fall or it fails to pass inspection or there are any doubt as to its reliability.

- personal protective equipment shall only be used by a person trained and competent in its safe use.
- personal protective equipment must not be used by a person with medical condition that could affect the safety of the equipment user in normal and emergency use.
- a rescue plan shall be in place to deal with any emergencies that could arise during the work.
- being suspended in PPE (e.g. arresting a fall), beware of suspension trauma symptoms. To avoid symptoms of suspension trauma, be sure that the proper rescue plan is ready for use. It is recommended to use trauma straps.
- it is forbidden to make any alterations or additions to the equipment without the manufacturer's prior written consent.
- any repair shall only be carried out by

- personal protective equipment shall not be used outside its limitations, or for any purpose other than that for which it is intended.
- personal protective equipment should be a personal issue item.
- before use ensure about the compatibility of items of equipment assembled into a fall arrest system.
- Periodically check connecting and adjusting of the equipment components to avoid accidental loosening or disconnecting of the components.
- it is forbidden to use combinations of items of equipment in which the safe function of any one item is affected by or interferes with the safe function of another.
- before each use of personal protective equipment it is obligatory to carry out a pre-use check of the equipment, to ensure that it is in a serviceable condition and operates correctly before it is used.
- during pre-use check it is necessary to inspect all elements of the equipment in respect of any damages, excessive wear, corrosion, abrasion, cutting or incorrect acting, especially take into consideration:
 - in full body harnesses and belts buckles, adjusting elements, attaching points, webbings, seams, loops;
 - in energy absorbers - attaching loops, webbing, seams, casing, connectors;
 - in textile lanyards or lifelines or guidelines - rope, loops, thimbles, connectors, adjusting element, splices;
 - in steel lanyards or lifelines or guidelines - cable, wires, clips, ferrules, loops, thimbles, connectors, adjusting elements;
 - in retractable fall arresters - cable or webbing, retractor and brake proper acting, casing, energy absorber, connector;
 - in guided type fall arresters - body of the fall arrester, sliding function, locking gear acting, rivets and screws, connector, energy absorber;
 - in metallic components (connectors, hooks, anchors)
 - main body, rivets, gate, locking gear acting.
- after every 12 months of utilization, personal protective equipment must be withdrawn from use to carry out periodical detailed inspection. The periodic inspection must be carried out by a competent person for periodic inspection. The periodic inspection can be carried out

- in case of some types of the complex equipment e.g. some types of retractable fall arresters the annual inspection can be carried out only by the manufacturer or his authorized representative.
- regular periodic inspections are the essential for equipment maintenance and the safety of the users which depends upon the continued efficiency and durability of the equipment.
- during periodic inspection it is necessary to check the legibility of the equipment marking. Don't use the equipment with illegible marking.
- it is essential for the safety of the user that if the product is re-sold outside the original country of destination the reseller shall provide instructions for use, for maintenance, for periodic examination and for repair in language of the country in which the product is to be used.
- personal protective equipment must be withdrawn from use immediately when any doubt arise about its condition for safe use and not used again until confirmed in writing by equipment manufacturer or his representative after carried out the detailed inspection.
- personal protective equipment must be withdrawn from use immediately and destroyed (for another procedures shall be introduced according detailed instruction from equipment manufacturer) when it have been used to arrest a fall.
- a full body harness (conforming to EN 361) is the only acceptable body holding device that can be used, in a fall arrest system.
- in full body harness use only attachment points marked with a capital letter "A" to attach a fall arrest system.
- the anchor device or anchor point for the fall arrest system should always be positioned, and the work carried out in such a way, as to minimise both the potential for falls and potential fall distance. The anchor device/ point should be placed above the position of the user. The shape and construction of the anchor device/ point shall not allowed to self-acting disconnection of the equipment. Minimal static strength of the anchor device/ point is 12 kN. It is recommended to use certified and marked structural anchor point complied with EN795.
- it is obligatory to verify the free space required beneath the user at the workplace before each occasion of use the fall arrest system, so that, in the case of a fall, there will be no collision with the ground or other obstacle in the fall

- there are many hazards that may affect the performance of the equipment and corresponding safety precautions that have to be observed during equipment utilization, especially:
 - trailing or looping of lanyards or lifelines over sharp edges, - any defects like cutting, abrasion, corrosion, - climatic exposure, - pendulum falls, - extremes of temperature, - chemical reagents, - electrical conductivity.
- personal protective equipment must be transported in the package (e.g.: bag made of moisture-proof textile or foil bag or cases made of steel or plastic) to protect it against damage or moisture.
- the equipment can be cleaned without causing adverse effect on the materials in the manufacture of the equipment. For textile products use mild detergents for delicate fabrics, wash by hand or in a machine and rinse in water. For energy absorbers use only a damp cloth to wipe away dirt. It's forbidden to immerse energy absorbers into the water. Plastic parts can be cleaned only with water. When the equipment becomes wet, either from being in use or when due cleaning, it shall be allowed to dry naturally, and shall be kept away from direct heat. In metallic products some mechanic parts (spring, pin, hinge, etc.) can be regularly slightly lubricated to ensure better operation.
- personal protective equipment should be stored loosely packed, in a well-ventilated place, protected from direct light, ultraviolet degradation, damp environment, sharp edges, extreme temperatures and corrosive or aggressive substances.
- Using the harness in connection with personal protective equipment against falls from a height must be compatible with manual instructions of this equipment and obligatory standards:
 - EN353-1, EN353-2, EN355, EN354, EN360
 - for the fall arrest systems;
 - EN362 - for the connectors;
 - EN1496, EN341 - for rescue devices;
 - EN795 - for anchor devices.

Louis Reyners,
Symon Spiersweg 13-A
1506 RZ Zaandam
T: +31(0)756504750
E: info@lr.nl

It is the responsibility of the user to provide the identity card and to fill in the details required. The identity card should be filled in before the first use by a competent person, responsible in the user organization for protective equipment. Any information about the equipment like periodic inspections, repairs, reasons of equipment's withdrawal from use shall be noted into the identity card. The identity card should be stored during a whole period of equipment utilization. Do not use the equipment without the identity card.

Model and type of equipment	
Serial/batch number	
Reference number	
Date of manufacture	
Date of Purchase	
Date of First use	
User name	

[illegible]